



Long-Term CO₂ Stimulation of Carbon Influx Into Global Terrestrial Ecosystems: Issues and Approaches

Author(s): Yiqi Luo and Harold A. Mooney

Reviewed work(s):

Source: *Journal of Biogeography*, Vol. 22, No. 4/5, Terrestrial Ecosystem Interactions with Global Change, Volume 2 (Jul. - Sep., 1995), pp. 797-803

Published by: [Wiley-Blackwell](#)

Stable URL: <http://www.jstor.org/stable/2845981>

Accessed: 15/10/2012 16:49

Your use of the JSTOR archive indicates your acceptance of the Terms & Conditions of Use, available at <http://www.jstor.org/page/info/about/policies/terms.jsp>

JSTOR is a not-for-profit service that helps scholars, researchers, and students discover, use, and build upon a wide range of content in a trusted digital archive. We use information technology and tools to increase productivity and facilitate new forms of scholarship. For more information about JSTOR, please contact support@jstor.org.



Wiley-Blackwell is collaborating with JSTOR to digitize, preserve and extend access to *Journal of Biogeography*.

<http://www.jstor.org>

Long-term CO₂ stimulation of carbon influx into global terrestrial ecosystems: issues and approaches

YIQI LUO* and HAROLD A. MOONEY† *Biological Sciences Center, Desert Research Institute, University of Nevada System, P.O. Box 60220, Reno, NV 89512, U.S.A. and †Department of Biological Sciences, Stanford University, Stanford, CA 94305, U.S.A.

Abstract. Estimating the additional amount of global photosynthetic carbon influx into terrestrial ecosystems (P_G) becomes possible with a leaf-level factor (\mathcal{L}) developed by Luo & Mooney only when an increase in atmospheric CO₂ concentration (C_a) is small. Applying the \mathcal{L} factor to study long-term stimulation of P_G with a large increase in C_a needs understanding of adjustments in leaf properties, canopy structure and ecosystem nitrogen availability, which could, potentially, feedback to photosynthetic carbon influx. Leaf photosynthetic properties vary greatly with elevated CO₂ among species. Aggregation over a group of species, however, shows a small change, suggesting that globally averaged changes in leaf properties may be trivial. Canopy adjustment in elevated CO₂ is largely unknown whereas indirect measurements suggest faster development of foliar canopy in elevated than ambient CO₂. Biogeochemical feedback of nitrogen on global carbon influx is involved with two general issues: CO₂ effects on ecosystem nitrogen availability and interactive effects of nitrogen and CO₂ on photosynthesis. Although nitrogen

itself strongly influences photosynthesis, regulation of CO₂ effects on photosynthesis by nitrogen is still inconclusive. Ecosystem nitrogen availability is determined by a balance of several nitrogen fluxes, including plant uptake, mineralization, deposition, fixation, denitrification, volatilization and leaching. Elevated CO₂ stimulates more plant biomass growth, demanding more nitrogen uptake. Mineralization increased in two studies, decreased in one and was unchanged in one. CO₂ stimulation of nitrogen fixation increases nitrogen availability in ecosystems, potentially to match increased photosynthetic potential in the long term. Effects of volatilization, denitrification and leaching are yet to be assessed. Overall, intact ecosystem studies of canopy structure and nitrogen dynamics in elevated CO₂ are particularly needed for our quantifying long-term stimulation of global photosynthetic carbon influx.

Key words. Biogeochemical cycles, canopy, ecosystems, feedback, leaf, model, nitrogen.

INTRODUCTION

Atmospheric CO₂ concentration is rapidly and unambiguously increasing (Siegenthaler & Sarmiento, 1993; Thorning, Tans & Komhyr, 1989), rising from 280 p.p.m. in pre-industrial times to nearly 360 p.p.m. in 1994 and doubling in the next century. Rising C_a could substantially stimulate global photosynthetic carbon influx (Allen *et al.*, 1986; Melillo *et al.*, 1993). Since photosynthesis is the primary pathway through which terrestrial ecosystems take up carbon inward from the atmosphere (Mooney, Vitousek & Matson, 1987), an increase in photosynthetic carbon influx will lead to a suite of changes in terrestrial carbon processes. Increased carbohydrate supply, for example, generally enhances plant biomass growth and more carbon is translocated to soils. The additional carbon to the soils could either be respired back to the atmosphere, incorporated into soil carbon pools, or both. Stimulation of respiration will accelerate the terrestrial carbon cycling and

increase carbon turnover rate. Incorporation of the additional carbon into the passive carbon pool will lead to net soil carbon storage. In short, stimulation of photosynthetic carbon influx by an increase in atmospheric CO₂ concentration drives changes in the biogeochemical carbon cycle. Estimating such stimulation is crucial for our understanding of the global carbon balance.

Estimation of the additional amount of global photosynthetic carbon influx (P_G) stimulated by a small increase in atmospheric CO₂ concentration (C_a) becomes possible with a leaf-level factor [$\mathcal{L} = dP/(P dC_a)$], where P is leaf photosynthesis] (Luo & Mooney, 1995). Although photosynthetic response to a C_a change (dP/dC_a) greatly varies with the light, water, nutrient environment and species characteristics, normalization of dP/dC_a against P eliminates their effects, leading to the \mathcal{L} factor being an approximate constant at a given C_a . Thus, the \mathcal{L} factor can cut across spatial scales to estimate the global photosynthetic carbon influx when a change in C_a is small enough.

Applying the \mathcal{L} factor to study long-term stimulation of P_G by a large increase in C_a needs understanding of poss-

*Corresponding author.

ible adjustments in leaves, canopy and nutrient supply. When the C_a change is small enough the response of photosynthetic carbon influx is primary, whereas secondary effects of increased carbon supply on leaf growth, canopy development and ecosystem nutrient dynamics are small enough to be negligible. Long-term growth in the CO₂-enriched environment, however, could alter substantially leaf photosynthetic properties, canopy structure and biogeochemistry of nutrient cycling, which feedback to photosynthetic response to C_a .

The main objective of this paper is to review issues involved in long-term studies of global photosynthetic carbon influx as atmospheric CO₂ concentration increases. We will also propose some possible approaches to address these issues. Specifically, we will review the \mathcal{L} factor and examine adjustments in leaf photosynthetic properties and canopy development. Effects of nitrogen on photosynthetic adjustments and biogeochemical feedback effects on ecosystem nitrogen availability will be discussed. Global carbon influx could also be affected by land use change (Meyer & Turner, 1992) and shifting the vegetation distribution (Prentice & Fung, 1990), which are beyond the scope of this paper.

REVIEW OF THE \mathcal{L} FACTOR

The \mathcal{L} factor is an approximate constant at a given C_a which provides a possibility to estimate the additional amount of global photosynthetic carbon influx. Luo & Mooney (1995) derived the \mathcal{L} factor from the well-established Farquhar, von Caemmerer & Berry (1980) model. Leaf photosynthesis of C₃ plants is usually limited either by electron transport (P_1) or by ribulose-1,5-bisphosphate carboxylase/oxygenase (rubisco) activity (P_2) and described by:

$$P_1 = J \frac{C_i - \Gamma}{4.5C_i + 10.5\Gamma} \quad (1)$$

$$P_2 = V_{\text{cmax}} \frac{C_i - \Gamma}{C_i + k}$$

where J is the electron transport rate ($\mu\text{mol m}^{-2} \text{s}^{-1}$), representing the effect of light on photosynthesis, V_{cmax} is the maximum carboxylation rate ($\mu\text{mol m}^{-2} \text{s}^{-1}$), varying with leaf enzyme content which is regulated by both species characteristics and nutrient availability in ecosystems, C_i is the intercellular CO₂ concentration (p.p.m.) and regulated by water status, Γ is the CO₂ compensation point without dark respiration (p.p.m.) and related to temperature, and k is a coefficient (p.p.m.) and associated with enzyme kinetics and varies with species. By varying these parameters, the Farquhar *et al.* (1980) model captures essential features of environmental physiology of leaf photosynthesis.

Among all the parameters, the two parameters J and V_{cmax} are most variable (Wullschlegel, 1993). Parameter V_{cmax} ranges from $6 \mu\text{mol m}^{-2} \text{s}^{-1}$ for the coniferous species *Picea abies* to $194 \mu\text{mol m}^{-2} \text{s}^{-1}$ for the agricultural species *Beta vulgaris* and averages $64 \mu\text{mol m}^{-2} \text{s}^{-1}$ for 109 species. Parameter J increases with light in a

rectangular-hyperbolic shape and reaches a maximum J_{max} (Farquhar *et al.*, 1980). The latter also varies greatly among species (Wullschlegel, 1993). High variability of the two parameters make it difficult to extrapolate leaf-level studies across scales.

To eliminate the parameters J and V_{cmax} , Luo & Mooney (1995) defined a leaf-level factor (\mathcal{L} , p.p.m.⁻¹) as:

$$\mathcal{L} = \frac{1}{P} \frac{dP}{dC_a} \quad (2)$$

where C_a is the atmospheric CO₂ concentration. The \mathcal{L} factor denotes the relative leaf photosynthetic response to 1 p.p.m. C_a change. With an assumption that C_i is proportional to C_a as:

$$C_i = \alpha C_a, \quad 0 < \alpha < 1 \quad (3)$$

the corresponding \mathcal{L} factor derived from Equation 1 is

$$\mathcal{L}_1 = \frac{15\alpha\Gamma}{(\alpha C_a - \Gamma)(4.5\alpha C_a + 10.5\Gamma)} \quad (4)$$

$$\mathcal{L}_2 = \frac{\alpha(K + \Gamma)}{(\alpha C_a - \Gamma)(\alpha C_a + K)}$$

Parameters J and V_{cmax} are eliminated from eqn (4) because \mathcal{L}_1 and \mathcal{L}_2 are a measure of relative response. Eliminating J and V_{cmax} from the equation suggests that the \mathcal{L} factor is independent of the light and nutrient environment and species characteristics. The resultant \mathcal{L} factor is only a function of α , Γ , K , and C_a . Sensitivity analysis indicates that variation in parameter α , Γ , and K within range of the general growth environment leads to 15% or less changes in predicted values of the \mathcal{L} factor (Luo & Mooney, 1995). Thus, the \mathcal{L} factor is invariant but a function of C_a .

Ecological difficulties in studying global phenomena lie in diverse species characteristics and environmental heterogeneity across different spatial and temporal scales. The traditional methods to overcome the difficulties are by dividing the earth system into less heterogeneous subunits, e.g. vegetation and soil types (Prentice & Fung, 1990; Melillo *et al.*, 1993; Potter *et al.*, 1993) or even individual plants (Smith *et al.*, 1992). In that work, we also split the global photosynthetic carbon influx into the basic unit of the biochemical reaction of photosynthesis. Traditional approaches use empirical values as parameters to represent each subunit in the earth system, whereas the relative photosynthetic response to CO₂ (the \mathcal{L} factor) is identified as an approximate constant for almost all C3 plants in the earth system that renders the extrapolation power to the \mathcal{L} factor.

Since the \mathcal{L} factor is derived simply from the Farquhar *et al.* (1980) model which predicts photosynthesis of virtually all C3 plants, the vast majority in global terrestrial ecosystems, the property of the \mathcal{L} factor, being an approximate constant but a function of C_a , propagates to the majority of terrestrial plants in the earth system. Thus, the \mathcal{L} factor is able to estimate the additional amount of annual photosynthetic carbon influx (ΔP_G , Gt yr⁻¹), stimulated by an increase in atmospheric CO₂ concentration, as:

$$\Delta P_{G,1} = \mathcal{L}_1 \cdot P_G \cdot \Delta C_a \quad (5)$$

$$\Delta P_{G,2} = \mathcal{L}_2 \cdot P_G \cdot \Delta C_a$$

where $\Delta P_{G,1}$ and $\Delta P_{G,2}$ are the lower and upper limits of ΔP_G , respectively, and ΔC_a is the annual change in atmospheric CO₂ concentration. At $C_a = 357$ p.p.m. in 1993, the lower and upper limits of ΔP_G are 0.21–0.45 Gt yr⁻¹, respectively, with $\Delta C_a = 1.5$ p.p.m. and $P_G = 120$ Gt yr⁻¹ (Olson, Watts & Allison, 1983).

When ΔC_a is sufficiently large, CO₂ stimulation of the global carbon influx can not be estimated simply by eqn (5). Leaf acclimation and canopy adjustment induced by long-term growth in the CO₂-enriched environment could be significant enough to obscure the primary effect of the CO₂ increase on photosynthetic carbon influx. The biogeochemical cycle of nitrogen could be altered substantially by additional carbon input to regulate leaf and canopy photosynthetic properties. It is, therefore, imperative to understand adjustments in leaf properties, canopy structure and ecosystem nitrogen dynamics before we can possibly quantify long-term stimulation of the global carbon influx.

ADJUSTMENTS IN LEAF PHOTOSYNTHETIC PROPERTIES

It is a well-known phenomenon that photosynthetic responses to elevated CO₂ vary greatly among species and with growth conditions. Growth in 2 × current ambient CO₂ concentration leads to increased photosynthetic capacity for plant species *Solanum tuberosum* (Sage, Sharkey & Seemann, 1989) and *Glycine max* (Campbell, Allen & Bowes, 1988) and decreased photosynthetic capacity for *Brassica oleracea*, *Solanum melongena* (Sage *et al.*, 1989), *Gossypium hirsutum* (Wong, 1990) and *Lolium perenne* (Ryle, Powell & Tewson, 1992b). It has been proposed that variable responses of photosynthesis to elevated CO₂ result from differential effects of CO₂ on biochemical and morphological processes (Luo, Field & Mooney, 1994), altering J_{max} (the maximum J) and V_{cmax} .

When J and V_{cmax} vary with CO₂ concentration, the \mathcal{L} factor is modified as

$$\mathcal{L}'_1 = \mathcal{L}_1 + \frac{1}{J} \frac{dJ}{dC_a} \tag{6}$$

$$\mathcal{L}'_2 = \mathcal{L}_2 + \frac{1}{V_{cmax}} \frac{dV_{cmax}}{dC_a}$$

Eqn 6 indicates that if globally averaged J and V_{cmax} decrease by 10% in 700 p.p.m. CO₂ concentration in comparison to those in 350 p.p.m., the modified \mathcal{L} factor (\mathcal{L}'), on average, should be smaller by 0.000286 p.p.m.⁻¹ than \mathcal{L} . It is translated into a difference of 0.0514 Gt yr⁻¹ between $\Delta P_{G'}$ and ΔP_G , where ΔP_G ranges from 0.057 to 0.21 Gt yr⁻¹ for the lower limit and from 0.17 to 0.46 Gt yr⁻¹ for the upper limit if C_a increases 1.5 p.p.m. each year and $P_G = 120$ Gt yr⁻¹.

It will remain difficult to know how much globally averaged J and V_{cmax} change as atmospheric CO₂ concentration is gradually increasing. Based on a limited set of data, two recent reviews suggest that leaf photosynthetic capacity aggregated over a group of species changes little with CO₂ (Sage, 1994; Luo, 1995). From theoretical interpretations of about 40 A/C_i (assimilation versus intercellu-

lar CO₂ concentration) curves, Sage (1994) concluded that growth in elevated CO₂ leads to higher photosynthetic capacity than in ambient CO₂ for twelve of twenty-seven species in pot studies and for two of three species in field studies. Luo (1995) used nitrogen–photosynthesis relationships (Harley *et al.*, 1992) and predicted that J_{max} and V_{cmax} decreased by 1.7% for all thirty-three species surveyed from published papers and by 4.1% for a subgroup of eleven crop species, and by 1.1% for a subgroup of twenty-two wild species with a doubled CO₂ concentration (Table 1). Small regulation in photosynthetic capacity on average of a group of species suggests trivial adjustment of leaf properties on the global scale.

ADJUSTMENTS IN CANOPY STRUCTURE

One of the key determinants of carbon fixation by ecosystems is the amount of photosynthetic machinery per unit area of land. Although elevated CO₂ has been speculated to stimulate canopy development, leading to greater leaf area index (LAI), field data are scant. An experiment in artificial tropical ecosystems indicated that elevated CO₂ did not change canopy structure and LAI (Körner & Arnone, 1992). Experimental studies on ponderosa pines at Placerville, California, however, shows that elevated CO₂ changes canopy structure and leads to a greater LAI (J. T. Ball, pers. comm.).

Indirect measurements also suggest potential changes in foliar canopy in elevated CO₂ (Gunderson & Wullschlegel, 1994). Elevated CO₂ will increase carbohydrate availability in leaves, leading to increased rate of leaf expansion and large leaf area per plant. Ontogeny of plants may be also accelerated in elevated CO₂, resulting in fast development of the canopy. Leaf area ratio (leaf weight per plant weight) may decrease but total leaf area usually increases. CO₂-induced changes in branching patterns also, potentially, affect canopy development. Because plants in elevated CO₂ are able to gain more carbon under low irradiances and keep more leaves in shade, elevated CO₂ may also lead to larger LAIs in mature stands. These speculations, however, still need to be tested in the field. If growth in elevated CO₂ leads to higher leaf area in the canopy, ecosystem photosynthetic capacity is expected to increase in elevated CO₂ (Long & Drake, 1991). With little data available, however, it is premature to evaluate any effect of canopy adjustments on global carbon influx.

TABLE 1. Variation (mean ± SD) in CO₂-induced changes in photosynthetic capacity among thirty-three species and the two subgroups of wild and crop species. Data are adopted from Luo (1995).

Group	Size	Photosynthetic capacity (elevated/ambient)
All species	33	0.979 ± 0.104
Wild species	22	0.989 ± 0.098
Crop species	11	0.959 ± 0.117

ADJUSTMENTS IN ECOSYSTEM NITROGEN AVAILABILITY

Nitrogen and carbon assimilation

Nitrogen availability in ecosystems could alter photosynthetic capacity per unit of leaf area (Field & Mooney, 1986), change leaf area expansion (Nijkstra, 1990) and modify canopy structure (Hirose, Werger & van Rheenen, 1989). Because of the close links between nitrogen and photosynthesis in ecosystems, it has been hypothesized that potential stimulation of photosynthesis by elevated CO₂ would be regulated strongly by nitrogen supply. Pot studies indicate that most species have larger photosynthetic responses to elevated CO₂ with nitrogen fertilization than without fertilization (Gunderson & Wullschleger, 1994). However, no evidence of greater feedback inhibition at lower N supply was found for *Chenopodium album* (Sage, 1994).

Leaf area expansion is greater in elevated CO₂ than ambient CO₂ and in high nitrogen than in low nitrogen. Percentage increases in leaf area expansion in elevated CO₂, however, only slightly increased with nitrogen for *Gossypium hirsutum* (Wong, 1979). In contrast, total leaf area increased by 20% for *Gliricidia sepium* with nitrogen fertilization and was unchanged without fertilization in elevated CO₂ compared with that in ambient CO₂ (Thomas *et al.*, 1991). For a whole plant, net assimilation rate of wheat was substantially higher in elevated than in ambient CO₂ but the CO₂ stimulation of carbon assimilation was not influenced by nitrogen supply (Hocking & Meyer, 1991; Fig. 1). Evaluation of interactive effects of CO₂ and nitrogen on canopy development is important but requires more field studies. Nonetheless, ecosystem nitrogen availability is one of the important parameters which deserves careful examination.

Nitrogen availability in ecosystems

Nitrogen which is readily available for plants to take up is NH₄⁺ and NO₃⁻ in the labile pool. The amount of nitrogen in the labile pool is determined by a balance of several fluxes, including plant uptake, mineralization of soil organic nitrogen, immobilization of labile nitrogen, nitrogen deposition, fixation and denitrification, volatilization and leaching (Fig. 2). Pumping more carbon into terrestrial ecosystems in the CO₂-enriched environment may alter directly plant uptake, fixation and mineralization/immobilization, leading to changes in ecosystem nitrogen dynamics.

Elevated CO₂ generally stimulates plant biomass growth, demanding more nitrogen supply from soils. Total nitrogen uptake, for example, increased by 110.4% for *Eucalyptus grandis* (Conroy, Milham & Barlow, 1992) and by 99.9% for *Trifolium repens* (Ryle, Powell & Davidson, 1992a) when plants grew in elevated CO₂ compared with plants grown in ambient CO₂. Increased demand in nitrogen uptake is partially offset by an increase in plant nitrogen use efficiency (NUE). Biomass growth, for instance, increases

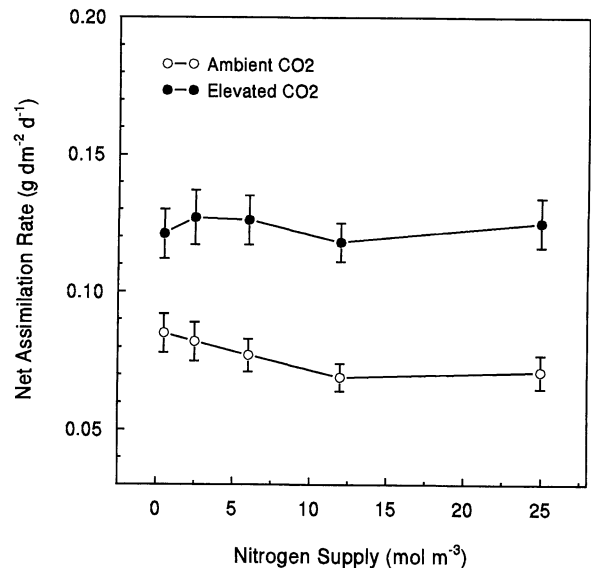


FIG. 1. Net assimilation rate of *Triticum aestivum* at two CO₂ and five nitrogen levels. Elevated CO₂ significantly increased net assimilation rate. The CO₂ stimulation of assimilation rate did not change much with nitrogen. Data are from Hocking & Meyer (1991).

by 26.2% for *Abutilon theophrasti* in elevated CO₂ whereas nitrogen content in the plants only increased by 7.4% because of an 17.5% increase in NUE (Coleman & Bazzaz,

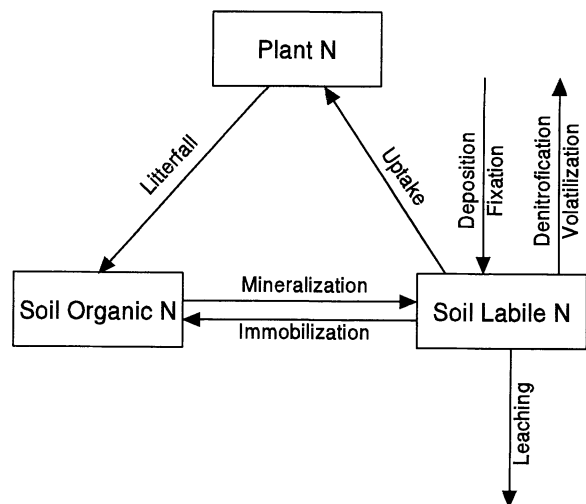


FIG. 2. Schematic illustration of soil nitrogen dynamics, focusing on changes of labile nitrogen as influenced by an increase in atmospheric CO₂ concentration and nitrogen deposition. In elevated CO₂, plants demand more nitrogen supply to match enhanced biomass growth, leading to increased plant nitrogen uptake. Elevated CO₂ also increases carbon release to rhizosphere, altering nitrogen mineralization/immobilization. Symbolic and free-living microbial fixation of nitrogen may be crucial in determining ecosystem nitrogen availability long term. Aerial nitrogen deposition adds a large amount of nitrogen into terrestrial ecosystems at the global scale. Denitrification, volatilization and leaching may also be changed.

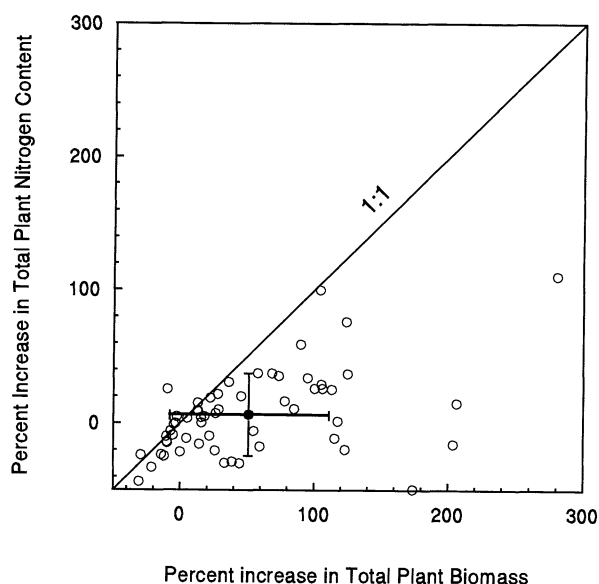


FIG. 3. Elevated CO₂ increases total plant biomass by 50.8% ± 64.2% (mean ± standard deviation, $n = 58$) and increases total plant nitrogen content by 6.4% ± 30.9%. The non-proportional increase in total plant nitrogen content compared with the increase in total biomass results from increased nitrogen use efficiency and substantially reduces nitrogen demand in elevated CO₂. Data are from studies on species *Abutilon theophrasti* (Coleman & Bazzaz 1992), *Agoseris capillaris* (Williams, Garbutt & Bazzaz, 1988), *Amaranthus retroflexus* (Coleman & Bazzaz, 1992), *Betula nana* (Oberbauer *et al.*, 1986), *Calluna vulgaris* (Woodin *et al.*, 1992), *Carex bigelowii* (Oberbauer *et al.*, 1986), *Castanea sativa* (Mousseau & Enoch, 1989), *Eichhornia crassipes* (Spencer & Bowes, 1986), *Eucalyptus grandis* (Conroy *et al.*, 1992), *Gliricidia sepium* (Thomas *et al.*, 1991), *Glycine max* (Cure, Israel & Rufty, 1988), *Gossypium hirsutum* (Wong, 1979), *Lasthenia glabrata*, *Layia platyglossa* (Williams *et al.*, 1988), *Ledum palustre* (Oberbauer *et al.*, 1986), *Lolium perenne* (Ryle *et al.*, 1992b), *Medicago sativa* (MacDowall, 1982), *Micropus Californicus*, *Microseris* sp., *Plantago erecta* (Williams *et al.*, 1988), *Quercus alba* (Norby, O'Neill & Luxmoore, 1986), *Salix myrsinifolia* (Julkunen-Titto, Tahvanainen & Silvola, 1993), *Trifolium repens* (Ryle *et al.*, 1992a), *Triticum aestivum* (Hocking & Meyer, 1991) and *Zea mays* (Wong, 1979).

1992). In an average of fifty-eight studies, biomass growth increased by 50.8% in elevated CO₂ relative to that in ambient CO₂. The increase in biomass was much higher than nitrogen demand. The latter increased only by 6.4% in elevated CO₂ (Fig. 3). Even with increased NUE, intact ecosystem studies on ponderosa pines in Placerville, California indicated that increased soil exploration and nitrogen uptake were the major mechanisms by which the seedlings were able to respond to elevated CO₂ under N limitation (Johnson *et al.*, 1995).

When additional carbon is translocated into soils in elevated CO₂, soil microbial populations and activities are altered as to influence nitrogen immobilization and mineralization. Körner & Arnone (1992) found that elevated CO₂ reduces soil carbon and increases soil respiration and nitrate leaching in an artificial tropical ecosystem. They attributed these responses to increased soil organic matter decomposition in the rhizosphere. Similarly, Zak *et al.*

(1993) found increased microbial biomass, carbon and nitrogen mineralization in the rhizosphere soils. In contrast, a microcosm study indicated that soil microbial carbon and nitrogen were higher by about 40% in a tall herb community and by more than 80% in an acidic grassland in elevated CO₂ than in ambient CO₂ (Diaz *et al.*, 1993). The authors suggested that elevated CO₂ causes an increase in carbon release into the rhizosphere, leading to mineral nutrient sequestration by the expanded microflora and a consequent nutritional limitation on plant growth. Johnson *et al.* (1995) found no change in nitrogen mineralization due to elevated CO₂ in a field study at Placerville, California.

Biological nitrogen fixation by symbiotic microorganisms, free-living bacteria and cyanobacteria has fixed most nitrogen in vegetation and soils. The energy supply driving this fixation is entirely from the oxidation of photosynthetically fixed carbohydrates. The amount of nitrogen available for mineralization within an ecosystem is determined by the availability of the reduced carbon energy sources from plants. Thus, as elevated CO₂ consistently increases the sugar and starch content of vegetation, it is likely that the nitrogen content in an ecosystem will increase to match the increased photosynthetic potential for the long term (Gifford, 1992; 1994).

Another source of nitrogen supply to terrestrial ecosystems is not directly related to an increase in atmospheric CO₂ concentration, but through nitrogen deposition. Schlesinger & Hartley (1992) estimate that wet and dry deposition of ammonia nitrogen on land is 40 Mt (Mega tons = 10¹² g) N yr⁻¹. Deposition of other compound nitrogen is about 10–40 Mt N yr⁻¹ (Pearson & Stewart, 1993). The amount of nitrogen input through deposition into the terrestrial ecosystems could stimulate a large amount of global carbon uptake (Schindler & Bayley, 1993; Hudson, Gherini & Goldstein, 1994).

As elevated CO₂ alters plant uptake, mineralization, immobilization and fixation, the pool size of labile nitrogen in soils would consequently be changed, potentially leading to changes in rates of denitrification, volatilization and leaching. Indeed, elevated CO₂ increased nitrate leaching in an artificial tropical ecosystem, resulting from increased decomposition (Körner & Arnone, 1992). No data are available to evaluate CO₂ effects on the other two processes.

Integrative studies with models

Nitrogen dynamics in ecosystems are highly complicated and involved with many processes and feedbacks. To investigate CO₂ effects on ecosystem nitrogen dynamics and their feedback effects on photosynthetic carbon uptake, we need to develop comprehensive models. Comins & McMurtrie (1993) integrated biogeochemical feedback of nitrogen into an ecosystem model. Although the model was not particularly developed for predicting effects of nitrogen feedback on photosynthesis, growth prediction could illustrate principles involved in photosynthesis. The model predicted that growth could increase by 27% in 700 p.p.m. CO₂ concentration in comparison with that at 350 p.p.m.

if nutrient supply is not limited. When the increase in photosynthetic carbon uptake at elevated CO₂ can not be matched by increases in nutrient supply, CO₂ stimulation of growth is only by 5%. The result was reached with an assumption that the stoichiometrical relationship between carbon and nitrogen is fixed in the biogeochemical cycles. In elevated CO₂, carbon becomes relatively abundant and nutrients scarce. Such a shift in carbon and nitrogen balance induces a suite of changes in ecosystems, including increased nitrogen use efficiency (Fig. 3) and changed carbon and nitrogen partitioning. Integrating various adjustments in plants and soils into the Comins & McMurtrie's (1993) model, Kirschbaum *et al.* (1994) reported that elevated CO₂ could stimulate nearly 20% more growth.

In summary, using the \mathcal{L} factor to estimate the global photosynthetic carbon influx into the terrestrial ecosystems is valid only when the increase in atmospheric CO₂ concentration is small. When the increase is large, secondary effects of increased carbon supply on leaf growth, canopy development and ecosystem nitrogen availability may influence photosynthetic carbon influx substantially. Leaf-level adjustments has been investigated for years, whereas data on canopy and nitrogen adjustments are very scant. It appears that field ecosystem studies together with modelling exploration on canopy structure and nutrient dynamics in elevated CO₂ are urgently needed for our understanding of the global carbon influx over a long term with a large increase in atmospheric CO₂ concentration.

REFERENCES

- Allen, L.H. Jr, Boote, K.L., Jones, J.W., Jones, P.H., Valle, R.R., Acock, B., Rogers, H.H. & Dahlman, R.C. (1986) Response of vegetation to rising carbon dioxide: Photosynthesis, biomass, and seed yield of soybean, *Global Biogeochem. Cycles*, **1**, 1–14.
- Campbell, W.J., Allen, L.H. Jr & Bowes, G. (1988) Effects of CO₂ concentration on Rubisco activity, amount and photosynthesis in soybean leaves, *Plant Physiol.* **88**, 1310–1316.
- Coleman, J.S. & Bazzaz, F.A. (1992) Effects of CO₂ and temperature on growth and resource use of co-occurring C₃ and C₄ annuals. *Ecology*, **73**, 1244–1259.
- Comins, H.N. & McMurtrie, R.E. (1993) Long-term biotic response of nutrient-limited forest ecosystems to CO₂-enrichment: Equilibrium behavior of integrated plant–soil models. *Ecol. Appl.*, **3**, 666–681.
- Conroy, J.P., Milham, P.J. & Barlow, E.W.R. (1992) Effect of nitrogen and phosphorus availability on the growth response of *Eucalyptus grandis* to high CO₂. *Plant Cell Environ.* **15**, 843–847.
- Cure, J.D., Israel, D.W. & Rufty, T.W. Jr (1988) Nitrogen stress effects on growth and seed yield of nonmodulated soybean exposed to elevated carbon dioxide. *Crop Sci.* **28**, 671–677.
- Diaz, S., Grime, J.P., Harris, J. & McPherson, E. (1993) Evidence of a feedback mechanism limiting plant response to elevated carbon dioxide. *Nature*, **364**, 616–617.
- Farquhar, G.D., von Caemmerer, S. & Berry, J.A. (1980) A biochemical model of photosynthetic CO₂ assimilation in leaves of C₃ species, *Planta*, **149**, 79–90.
- Field, C.B. & Mooney, H.A. (1986) The photosynthesis–nitrogen relationship in wild plants. *On the economy of plant form and function* (ed. by T. J. Givnish), pp. 25–55, Cambridge University Press, Cambridge.
- Gifford, R.M. (1992) Interaction of carbon dioxide with growth-limiting environmental factors in vegetation productivity: Implications for the global carbon cycle. *Adv. Bioclimatol.* **1**, 24–58.
- Gifford, R.M. (1994) The global carbon cycle: A viewpoint on the missing sink. *Aust. J. Plant Physiol.* **21**, 1–15.
- Gunderson, C.A. & Wullschlegel, S.D. (1994) Photosynthetic acclimation in trees to rising atmospheric CO₂: A broader perspective. *Photosynth. Res.* **39**, 369–388.
- Harley, P.C., Thomas, R.B., Reynolds, J.F. & Strain, B.R. (1992) Modelling photosynthesis of cotton grown in elevated CO₂. *Plant Cell Environ.* **15**, 271–282.
- Hirose, T., Werger, M.J.A. & van Rheeën, W.A. (1989) Canopy development and leaf nitrogen distribution in a stand of *Carex actiformis*. *Ecology*, **70**, 1610–1618.
- Hocking, P.J. & Meyer, C.P. (1991) Effects of CO₂ enrichment and nitrogen stress on growth, and partitioning of dry matter and nitrogen in wheat and maize. *Aust. J. Plant Physiol.* **18**, 339–356.
- Hudson, R.J.M., Gherini, S.A. & Goldstein, R.A. (1994) Modeling the global carbon cycle: Nitrogen fertilization of the terrestrial biosphere and the 'missing' CO₂ sink. *Global Biogeochem. Cycles*, **8**, 307–333.
- Johnson, D.W., Henderson, P.H., Ball, J.T. & Walker, R.F. (1995) Effects of CO₂ and N on growth and N dynamics in ponderosa pine: Results from the first two growing seasons. *Terrestrial ecosystem response to elevated CO₂* (ed. by G. W. Koch and H. A. Mooney), Academic Press, San Diego, In press.
- Julkunen-Titto, R., Tahvanainen, J. & Silvola, J. (1993) Increased CO₂ and nutrient status changes affect phytomass and the production of plant defensive secondary chemicals in *Salix myrsinifolia* (Salisb.). *Oecologia*, **95**, 495–498.
- Kirschbaum, M.U.F., King, D.A., Comins, H.N., McMurtrie, R.E., Medlyn, B.E., Pongracic, S., Murty, D., Keith, H., Raison, R.J., Khanna, P.K. & Sheriff, D.W. (1994) Modelling forest response to increasing CO₂-concentration under nutrient-limited conditions. *Plant Cell Environ.* **17**, 1081–1099.
- Körner, C. & Arnone, J.A. III (1992) Responses to elevated carbon dioxide in artificial tropical ecosystems. *Science*, **257**, 1672–1675.
- Long, S.P. & Drake, B.G. (1991) Photosynthetic CO₂ assimilation and rising atmospheric CO₂ concentrations *Crop photosynthesis: Spatial and temporal determinants* (ed. by N. R. Baker and H. Thomas), pp. 69–103. Elsevier, Amsterdam.
- Luo, Y. (1995) Interspecific variation of photosynthetic responses to elevated CO₂: Implications for ecosystem-level regulation. *Ecology*, in review.
- Luo, Y., Field, C.B. & Mooney, H.A. (1994) Predicting responses of photosynthesis and root fraction to elevated CO₂: Interactions among carbon, nitrogen and growth. *Plant Cell Environ.* **17**, 1195–1204.
- Luo, Y. & Mooney, H.A. (1995) Stimulation of global photosynthetic carbon influx by an increase in atmospheric carbon dioxide concentration. *Terrestrial ecosystem response to elevated CO₂* (ed. by G. W. Koch and H. A. Mooney), Academic Press, San Diego, in press.
- MacDowall, F.D.H. (1982) Effects of light intensity and CO₂ concentration on the kinetics of 1st month growth and nitrogen fixation of alfalfa. *Can. J. Bot.* **61**, 731–740.
- Melillo, J.M., McGuire, A.D., Kicklighter, D.W., Moore, B. III, Vorosmarty, C.J. & Schloss, A.L. (1993) Global climate change and terrestrial net primary production. *Nature*, **363**, 234–240.
- Meyer, W.B. & Turner, B.L. II. (1992) Human population growth and global land-use/cover change. *Ann. Rev. Ecol. Syst.* **23**, 39–61.

- Mooney, H.A., Vitousek, P.M. & Matson, P.A. (1987) Exchange of materials between terrestrial ecosystems and the atmosphere. *Science*, **238**, 926–932.
- Mousseau, M. & Enoch, E.Z. (1989) Carbon dioxide enrichment reduces shoot growth in sweet chestnut seedlings (*Castanea sativa* Mill.). *Plant Cell Environ.* **12**, 927–934.
- Nijkstra, P. (1990) Cause and effect of differences in specific leaf area. *Causes and consequences of variation in growth rate and productivity of higher plants* (ed. by H. Lambers, M. L. Cambridge, H. Konings and T. L. Pons), pp. 125–140. SPB Academic Publishing bv, The Hague, the Netherlands.
- Norby, R.J., O'Neill, E.G. & Luxmoore, R.J. (1986) Effects of atmospheric CO₂ enrichment on the growth and mineral nutrition of *Quercus alba* seedlings in nutrient-poor soil. *Plant Physiol.* **82**, 83–89.
- Oberbauer, S.F., Sionit, N., Hastings, S.J. & Oechel, W.C. (1986) Effects of CO₂ enrichment and nutrition on growth, photosynthesis, and nutrient concentration of Alaskan tundra plant species. *Can. J. Bot.* **64**, 2993–2998.
- Olson, J.S., Watts, J.A. & Allison, L.J. (1983) *Carbon in live vegetation of major world ecosystems*. ORNL-5862, Oak Ridge National Lab., Oak Ridge, Tenn.
- Pearson, J. & Stewart, G.R. (1993) The deposition of atmospheric ammonia and its effects on plants. *New Phytol.* **125**, 283–305.
- Potter, C.S., Randerson, J.T., Field, C.B., Matson, P.A., Vitousek, P.M., Mooney, H.A. & Klooster, S.A. (1993) Terrestrial ecosystem production: A process model based on global satellite and surface data. *Global Biogeochem. Cycles*, **7**, 811–841.
- Prentice, K.C. & Fung, I.Y. (1990) The sensitivity of terrestrial carbon storage to climate change. *Nature*, **346**, 48–51.
- Ryle, G.J.A., Powell, C.E. & Davidson, I.A. (1992a) Growth of white clover, dependent on N₂ fixation, in elevated CO₂ and temperature. *Ann. Bot.* **70**, 221–228.
- Ryle, G.J.A., Powell, C.E. & Tewson, V. (1992b) Effect of elevated CO₂ on the photosynthesis, respiration, and growth of perennial ryegrass. *J. Exp. Bot.* **43**, 811–818.
- Sage, R.F. (1994) Acclimation of photosynthesis to increasing atmospheric CO₂: The gas exchange perspective. *Photosynth. Res.* **39**, 351–368.
- Sage, R.F., Sharkey, T.D. & Seemann, J.R. (1989) Acclimation of photosynthesis to elevated CO₂ in five C₃ species *Plant Physiol.* **89**, 590–596.
- Schindler, D.W. & Bayley, S.E. (1993) The biosphere as an increasing sink for atmospheric carbon, estimates from increased nitrogen deposition. *Global Biogeochem. Cycles*, **7**, 717–733.
- Schlesinger, W.H. & Hartley, A.E. (1992) A global budget for atmospheric NH₃. *Biogeochemistry* **15**, 191–211.
- Siegenthaler, U. & Sarmiento, J.L. (1993) Atmospheric carbon dioxide and the ocean. *Nature*, **365**, 119–125.
- Smith, T.M., Shugart, G.B., Bonan, G.B. & Smith, J.B. (1992) Modeling the potential response of vegetation to global climate change. *Adv. Ecol. Res.* **22**, 93–116.
- Spencer, W. & Bowes, G. (1986) Photosynthesis and growth of water hyacinth under CO₂ enrichment. *Plant Physiol.* **82**, 528–533.
- Thorning, K.W., Tans, P.P. & Komhyr, W.D. (1989) Atmospheric carbon dioxide at Mauna Loa Observatory: 2. Analysis of the NOAA/GMCC data 1974–1985. *J. Geophys. Res.* **94**, 8549–8565.
- Thomas, R.B., Richter, D.D., Ye, H., Heine, P.R. & Strain, B.R. (1991) Nitrogen dynamics and growth of seedlings of an N-fixing tree (*Gliricidia sepium* (Jacq.) Walp.) exposed to elevated atmospheric carbon dioxide. *Oecologia*, **88**, 415–421.
- Williams, W.E., Garbutt, K. & Bazzaz, F.A. (1988) The response of plants to elevated CO₂. V. Performance of an assemblage of serpentine grassland herbs. *Environ. Exp. Bot.* **28**, 123–130.
- Wong, S.C. (1979) Elevated atmospheric partial pressure of CO₂ and plant growth. I. Interactions of nitrogen nutrition and photosynthetic capacity in C₃ and C₄ plants. *Oecologia*, **44**, 68–74.
- Wong, S.C. (1990) Elevated atmospheric partial pressure of CO₂ and plant growth. II. Non-structural carbohydrate content in cotton plants and its effect on growth parameters. *Photosynth. Res.* **23**, 171–180.
- Woodin, S., Graham, B., Killick, A., Skiba, U. & Cresser, M. (1992) Nutrient limitation of the long term response of heather [*Calluna vulgaris* (L.) Hull] to CO₂ enrichment. *New Phytol.* **122**, 635–642.
- Wullschlegel, S.D. (1993) Biochemical limitations to carbon assimilation in C₃ plants—A retrospective analysis of the A/C_i curves from 109 species. *J. Exp. Bot.* **44**, 907–920.
- Zak, D.R., Pregitzer, K.S., Curtis, P.S., Terri, J.A., Fogel, R. & Randlett, D.L. (1993) Elevated atmospheric CO₂ and feedback between carbon and nitrogen cycles. *Plant Soil*, **151**, 105–117.